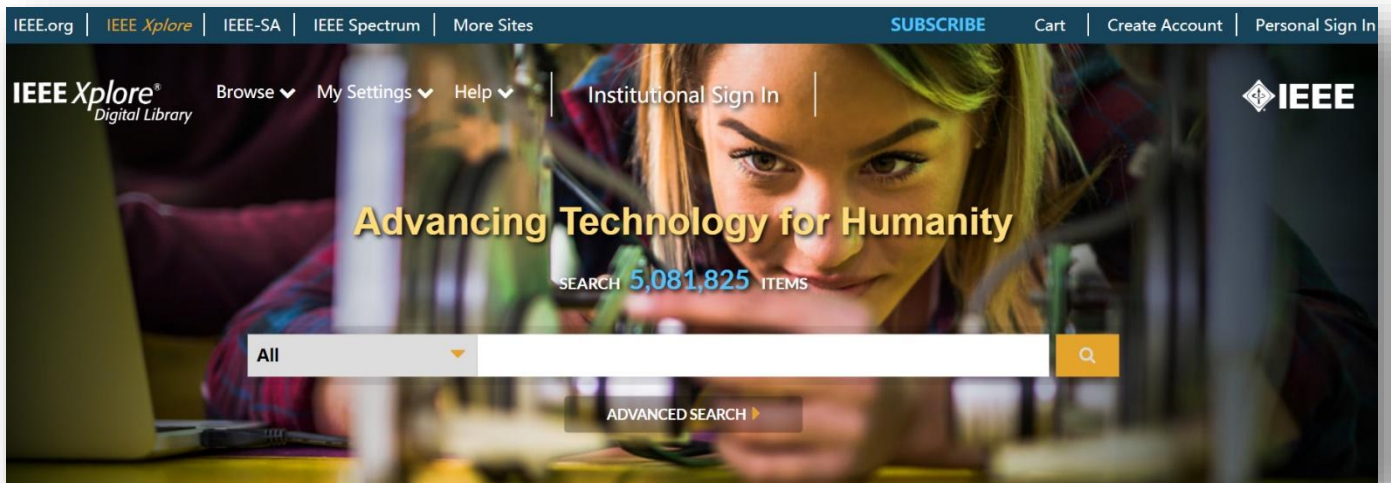
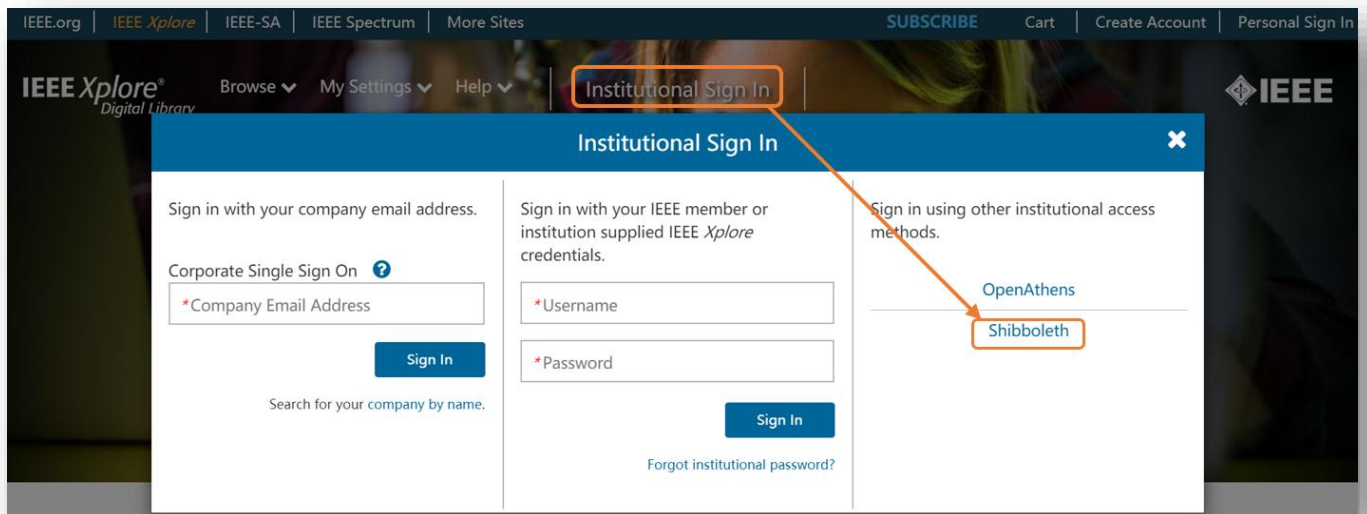


IEL 数据库

1. 点击 <https://ieeexplore.ieee.org/> 登录 IEEE Xplore 平台。



2. 选择页面上方的“**Institute Sign In**”后，点击 **Shibboleth**。



3. 在弹出的界面，查找学校英文名称或在检索框内输入 “NANJING TECH UNIVERSITY” 进行检索。

Sign in through your institution's authentication service

> [If your institution uses Athens, sign in here](#)

For Shibboleth or Corporate users, find your institution's listing below.

[Browse Institutions](#)

A B C D E F G H I J K L M N O P Q R S T U V W X Y Z

OR... [SEARCH BY INSTITUTION NAME](#)

Enter the name of your institution.

SEARCH

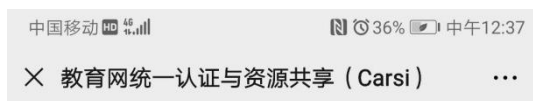
Can't find your institution? Your institution may not be enabled for this type of authentication. Please contact your administrator for assistance or [register your institution with IEEE](#).

Already registered but not listed? Please [contact Online Support](#).

Please note: If you want to save searches or use IEEE Xplore alerting services, you still need to [register for an IEEE Account](#).

[Learn more about Athens and Shibboleth.](#)

4. 在出现的页面输入智慧南工账号密码登录即可访问。（若出现提示此网站不安全，请将其设置为安全网站。）



南京工业大学
NANJING TECH
UNIVERSITY

账号

密码

不保存账号信息

清除历史授权信息

登录

教育网统一认证与资源共享-南京工业大学